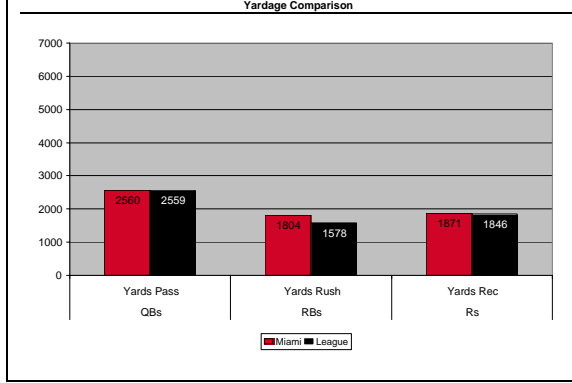
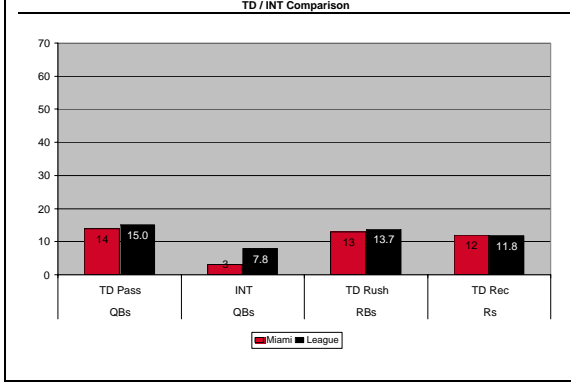


Position Rankings

Position	Conf	League
Quarterback	2	2
Running back	1	7
Receiver	3	3
Kicker	2	4
Defense	3	9

Player Salaries Versus Fantasy Points

Name	FP	FP%	Salary	Salary %	Salary / FP
Hill, Shaun	916	6.08	7,635,600	6.12	8,336
Orton, Kyle	1856	12.33	8,949,600	7.17	4,822
Brown, Donald	725	4.82	907,000	0.73	1,251
Forte, Matt	1037	6.89	25,225,000	20.21	24,325
Johnson, Chris	1923	12.77	8,373,100	6.71	4,354
Stewart, Jonathan	918	6.10	6,246,100	5.00	6,804
Henry, Chris C.	530	3.52	6,918,100	5.54	13,053
Knox, Johnny	1157	7.69	907,000	0.73	784
Manningham, Mario	1062	7.05	1,131,800	0.91	1,066
Stuckey, Chansi	298	1.98	2,844,200	2.28	9,544
Urban, Jerheme	314	2.09	4,858,000	3.89	15,471
Ward, Hines	1195	7.94	15,211,800	12.19	12,730
Carpenter, Dan	590	3.92	3,800,500	3.05	6,442
Scobee, Josh	350	2.32	7,237,700	5.80	20,775
Houston Texans	1069	7.10	11,370,900	9.11	10,637
Washington Redskins	1114	7.40	13,192,300	10.57	11,842
League Average	15054	100.00	124,808,700	100.00	8,291



YTD FP By Player Breakdown

Name	FP	FP/GP	FP%
Hill, Shaun	916	152.67	6.08%
Orton, Kyle	1856	265.14	12.33%
Brown, Donald	725	103.57	4.82%
Forte, Matt	1037	148.14	6.89%
Johnson, Chris	1923	274.71	12.77%
Stewart, Jonathan	918	131.14	6.10%
Henry, Chris C.	530	75.71	3.52%
Knox, Johnny	1157	165.29	7.69%
Manningham, Mario	1062	151.71	7.05%
Stuckey, Chansi	298	37.25	1.98%
Urban, Jerheme	314	44.86	2.09%
Ward, Hines	1195	170.71	7.94%
Carpenter, Dan	590	84.29	3.92%
Scobee, Josh	350	50.00	2.32%
Houston Texans	1069	133.63	7.10%
Washington Redskins	1114	159.14	7.40%
League Average	15054		

Position Salaries Versus Fantasy Points

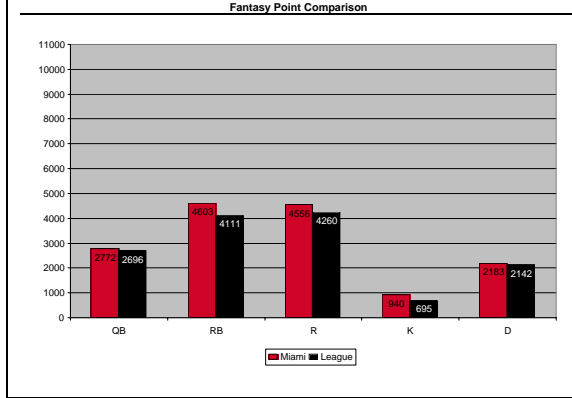
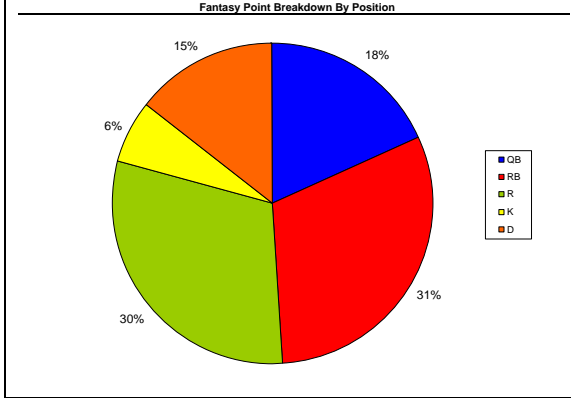
Name	FP	FP%	Salary	Salary %	Salary / FP
Quarterback	2772	18.41	16,585,200	13.29	5,983
Running back	4603	30.58	40,751,200	32.65	8,853
Receiver	4556	30.26	31,870,900	25.54	6,995
Kicker	940	6.24	11,038,200	8.84	11,743
Defense	2183	14.50	24,563,200	19.68	11,252
League Average	15054	100.00	124,808,700	100.00	8,291

Top Players By Position

<u>Quarterback</u>			
Name	FP	FP/GP	
Orton, Kyle	1856	265.14	
<u>Running Backs</u>			
Name	FP	FP/GP	
Johnson, Chris	1923	274.71	
Forte, Matt	1037	148.14	
<u>Receivers</u>			
Name	FP	FP/GP	
Ward, Hines	1195	170.71	
Knox, Johnny	1157	165.29	
Manningham, Mario	1062	151.71	
<u>Kicker</u>			
Name	FP	FP/GP	
Carpenter, Dan	590	84.29	
<u>Defense</u>			
Name	FP	FP/GP	
Washington Redskins	1114	159.14	

Player Salaries Versus Games Played

Name	Team	GP	Salary	Salary %	Salary / GP
Hill, Shaun	SF	6	7,635,600	6.12	1,272,600
Orton, Kyle	DEN	7	8,949,600	7.17	1,278,514
Brown, Donald	IND	7	907,000	0.73	129,571
Forte, Matt	CHI	7	25,225,000	20.21	3,603,571
Johnson, Chris	TEN	7	8,373,100	6.71	1,196,157
Stewart, Jonathan	CAR	7	6,246,100	5.00	892,300
Henry, Chris C.	CIN	7	6,918,100	5.54	988,300
Knox, Johnny	CHI	7	907,000	0.73	129,571
Manningham, Mario	NYG	7	1,131,800	0.91	161,686
Stuckey, Chansi	CLE	8	2,844,200	2.28	355,525
Urban, Jerheme	ARI	7	4,858,000	3.89	694,000
Ward, Hines	PIT	7	15,211,800	12.19	2,173,114
Carpenter, Dan	MIA	7	3,800,500	3.05	542,929
Scobee, Josh	JAX	7	7,237,700	5.80	1,033,957
Houston Texans		8	11,370,900	9.11	1,421,363
Washington Redskins		7	13,192,300	10.57	1,884,614
League Average		113	124,808,700	100.00	1,104,502

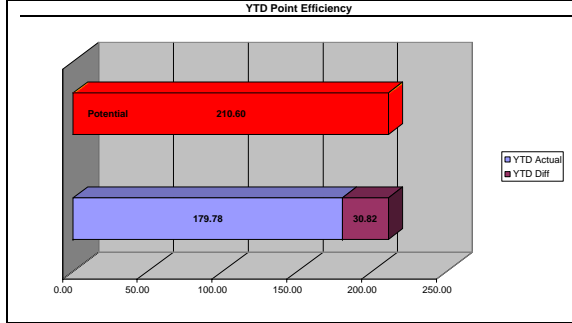
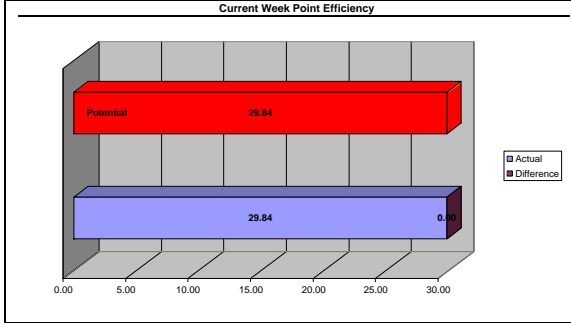


Potential Fantasy Points By Team

Team	FP Pot	Rank
Baltimore Vengeance	228.16	4
Carolina Commanders	170.42	10
Colorado Phanatics	221.92	6
Fresno Cardinals	241.10	3
Los Angeles Fuel	252.96	2
Miami Militia	210.60	7
Michigan Bucks	286.04	1
Motor City Gamblers	202.94	8
Richmond Fury	225.84	5
San Francisco Dogs	182.50	9
League average =	222.25	

Position Salaries Versus Games Played

Position	GP	Salary	Salary %	Salary / FP
Quarterback	13	16,585,200	13.29	1,275,785
Running back	28	40,751,200	32.65	1,455,400
Receiver	43	31,870,900	25.54	741,184
Kicker	14	11,038,200	8.84	788,443
Defense	15	24,563,200	19.68	1,637,547
League Average	113	124,808,700	100.00	1,104,502





Miami Militia (NFC)

Steve Cybulski