

### Position Rankings

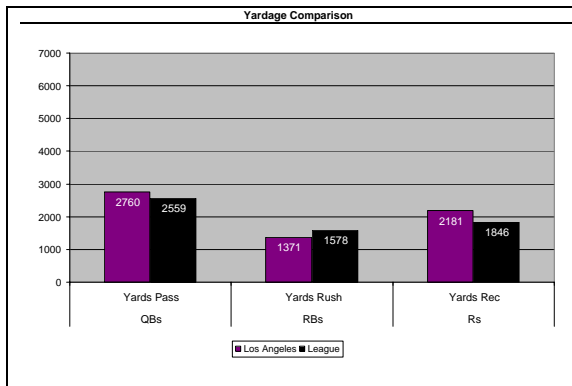
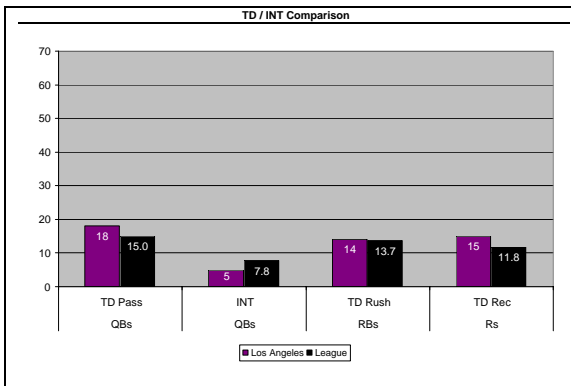
Position	Conf	League
Quarterback	1	4
Running back	4	1
Receiver	2	7
Kicker	2	2
Defense	4	5

### YTD FP By Player Breakdown

Name	FP	FP/GP	FP%
Henne, Chad	646	129.20	4.59%
Rodgers, Aaron	2536	362.29	18.02%
Coffee, Glen	418	59.71	2.97%
Gore, Frank	1098	219.60	7.80%
Jones, Greg	50	7.14	0.36%
Peterson, Adrian M.	2042	255.25	14.51%
Bowe, Dwayne	796	132.67	5.66%
Edelman, Julian	555	111.00	3.94%
Garcon, Pierre	702	100.29	4.99%
Jackson, Vincent	1554	222.00	11.04%
Massaquoi, Mohamed	573	71.63	4.07%
Sims-Walker, Mike	889	148.17	6.32%
Gano, Graham	0	0.00	0.00%
Longwell, Ryan	810	101.25	5.76%
Arizona Cardinals	1014	144.86	7.21%
Detroit Lions	388	55.43	2.76%
<b>League Total</b>	<b>14071</b>		

### Player Salaries Versus Fantasy Points

Name	FP	FP%	Salary	Salary %	Salary / FP
Henne, Chad	646	4.59	1,131,800	0.79	1,752
Rodgers, Aaron	2536	18.02	13,651,100	9.51	5,383
Coffee, Glen	418	2.97	907,000	0.63	2,170
Gore, Frank	1098	7.80	21,954,000	15.29	19,995
Jones, Greg	50	0.36	2,429,100	1.69	48,582
Peterson, Adrian M.	2042	14.51	25,225,000	17.56	12,353
Bowe, Dwayne	796	5.66	11,432,800	7.96	14,363
Edelman, Julian	555	3.94	907,000	0.63	1,634
Garcon, Pierre	702	4.99	17,614,200	12.26	25,091
Jackson, Vincent	1554	11.04	12,750,600	8.88	8,205
Massaquoi, Mohamed	573	4.07	907,000	0.63	1,583
Sims-Walker, Mike	889	6.32	1,715,400	1.19	1,930
Gano, Graham	0	0.00	907,000	0.63	0
Longwell, Ryan	810	5.76	8,837,200	6.15	10,910
Arizona Cardinals	1014	7.21	15,303,100	10.66	15,092
Detroit Lions	388	2.76	7,947,600	5.53	20,484
<b>League Total</b>	<b>14071</b>	<b>100.00</b>	<b>143,619,900</b>	<b>100.00</b>	<b>10,207</b>



### Top Players By Position

Quarterback	FP	FP/GP
Rodgers, Aaron	2536	362.29

Running Backs	FP	FP/GP
Peterson, Adrian M.	2042	255.25
Gore, Frank	1098	219.60

Receivers	FP	FP/GP
Jackson, Vincent	1554	222.00
Sims-Walker, Mike	889	148.17
Bowe, Dwayne	796	132.67

Kicker	FP	FP/GP
Longwell, Ryan	810	101.25

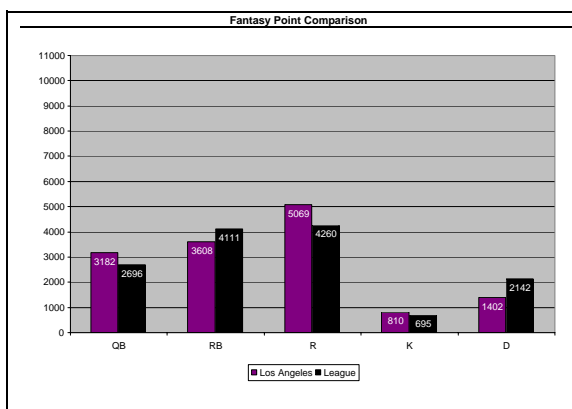
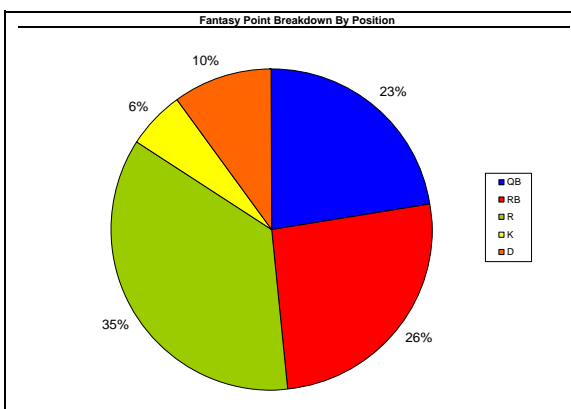
Defense	FP	FP/GP
Arizona Cardinals	1014	144.86

### Position Salaries Versus Fantasy Points

Name	FP	FP%	Salary	Salary %	Salary / FP
Quarterback	3182	22.61	14,782,900	10.29	4,646
Running back	3608	25.64	50,515,100	35.17	14,001
Receiver	5069	36.02	45,327,000	31.56	8,942
Kicker	810	5.76	9,744,200	6.78	12,030
Defense	1402	9.96	23,250,700	16.19	16,584
<b>League Total</b>	<b>14071</b>	<b>100.00</b>	<b>143,619,900</b>	<b>100.00</b>	<b>10,207</b>

### Player Salaries Versus Games Played

Name	Team	GP	Salary	Salary %	Salary / GP
Henne, Chad	MIA	5	1,131,800	0.79	226,360
Rodgers, Aaron	GB	7	13,651,100	9.51	1,950,157
Coffee, Glen	SF	7	907,000	0.63	129,571
Gore, Frank	SF	5	21,954,000	15.29	4,390,800
Jones, Greg	JAX	7	2,429,100	1.69	347,014
Peterson, Adrian M.	MIN	8	25,225,000	17.56	3,153,125
Bowe, Dwayne	KC	6	11,432,800	7.96	1,905,467
Edelman, Julian	NE	5	907,000	0.63	181,400
Garcon, Pierre	OAK	7	17,614,200	12.26	2,516,314
Jackson, Vincent	SD	7	12,750,600	8.88	1,821,514
Massaquoi, Mohamed	CLE	8	907,000	0.63	113,375
Sims-Walker, Mike	JAX	6	1,715,400	1.19	285,900
Gano, Graham	X	0	907,000	0.63	0
Longwell, Ryan	MIN	8	8,837,200	6.15	1,104,650
Arizona Cardinals		7	15,303,100	10.66	2,186,157
Detroit Lions		7	7,947,600	5.53	1,135,371
<b>League Total</b>		<b>100</b>	<b>143,619,900</b>	<b>100.00</b>	<b>1,436,199</b>

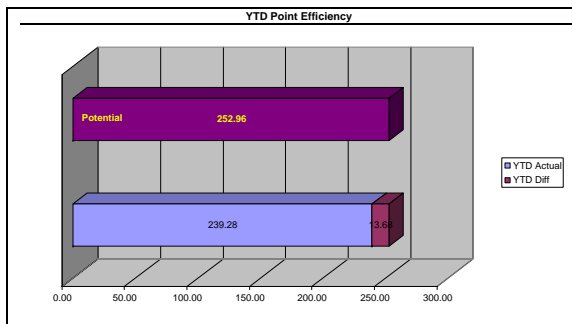
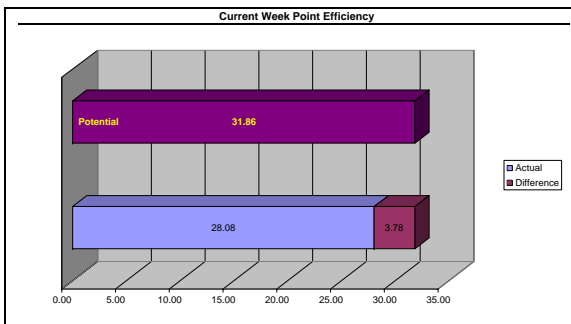


### Potential Fantasy Points By Team

Team	FP Pot	Rank
Baltimore Vengeance	228.16	4
Carolina Commanders	170.42	10
Colorado Phanatics	221.92	6
Fresno Cardinals	241.10	3
Los Angeles Fuel	252.96	2
Miami Militia	210.60	7
Michigan Bucks	286.04	1
Motor City Gamblers	202.94	8
Richmond Fury	225.84	5
San Francisco Dogs	182.50	9
<b>League average =</b>	<b>222.25</b>	

### YTD Fantasy Point Efficiency Ranking By Team

Team	FP Act	FP Pot	%	Rank
Baltimore Vengeance	205.92	228.16	90.3	4
Carolina Commanders	134.68	170.42	79.0	9
Colorado Phanatics	191.66	221.92	86.4	6
Fresno Cardinals	202.44	241.10	84.0	8
Los Angeles Fuel	239.28	252.96	94.6	3
Miami Militia	179.78	210.60	85.4	7
Michigan Bucks	213.12	286.04	74.5	10
Motor City Gamblers	195.70	202.94	96.4	1
Richmond Fury	216.68	225.84	95.9	2
San Francisco Dogs	158.04	182.50	86.6	5
<b>League average =</b>	<b>193.73</b>	<b>222.25</b>	<b>87.3</b>	



**Los Angeles Fuel (SFC)**  
**Adam Schneider**