

Position Rankings

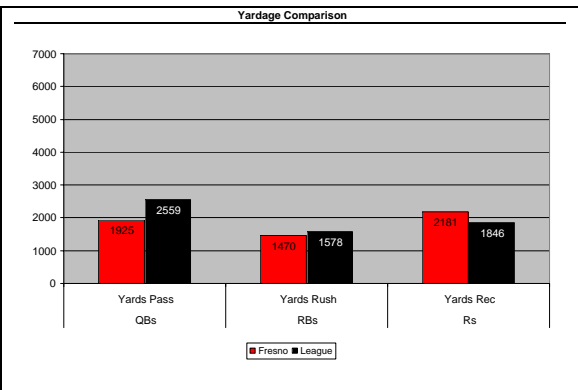
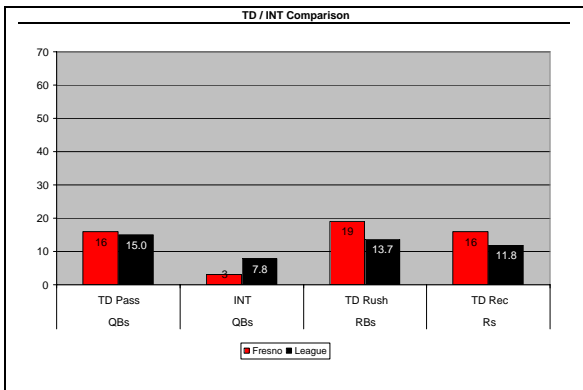
Position	Conf	League
Quarterback	5	10
Running back	3	4
Receiver	2	4
Kicker	3	5
Defense	4	6

YTD FP By Player Breakdown

Name	FP	FP/GP	FP%
Favre, Brett	2341	292.63	16.89%
White, Pat	-6	-1.20	-0.04%
Hightower, Tim	1010	144.29	7.29%
Thomas, Pierre	1039	173.17	7.50%
Turner, Michael	1258	179.71	9.08%
Williams, Camell	840	120.00	6.06%
Britt, Kenny	552	78.86	3.98%
Collie, Austin	840	120.00	6.06%
Crabtree, Michael	207	103.50	1.49%
Johnson, Andre	1546	193.25	11.16%
Miller, Heath	866	123.71	6.25%
Nicks, Hakeem	942	157.00	6.80%
Folk, Nick	620	88.57	4.47%
Mehlhoff, Taylor	0	0.00	0.00%
Atlanta Falcons	778	111.14	5.61%
San Francisco 49ers	1026	146.57	7.40%
Total	13859		

Player Salaries Versus Fantasy Points

Name	FP	FP%	Salary	Salary %	Salary / FP
Favre, Brett	2341	16.89	26,232,000	20.87	11,205
White, Pat	-6	-0.04	907,000	0.72	-151,167
Hightower, Tim	1010	7.29	4,631,400	3.68	4,586
Thomas, Pierre	1039	7.50	10,389,500	8.26	10,000
Turner, Michael	1258	9.08	14,637,700	11.64	11,636
Williams, Camell	840	6.06	5,840,300	4.65	6,853
Britt, Kenny	552	3.98	907,000	0.72	1,543
Collie, Austin	840	6.06	907,000	0.72	1,080
Crabtree, Michael	207	1.49	907,000	0.72	4,382
Johnson, Andre	1546	11.16	18,986,800	15.10	12,281
Miller, Heath	866	6.25	8,527,100	6.78	9,847
Nicks, Hakeem	942	6.80	907,000	0.72	963
Folk, Nick	620	4.47	7,199,000	5.73	11,611
Mehlhoff, Taylor	0	0.00	1,131,800	0.90	0
Atlanta Falcons	778	5.61	12,185,900	9.69	15,663
San Francisco 49ers	1026	7.40	11,418,600	9.08	11,129
Total	13859	100.00	125,715,100	100.00	9,071



Top Players By Position

Quarterback	FP	FP/GP
Favre, Brett	2341	292.63

Running Backs	FP	FP/GP
Turner, Michael	1258	179.71
Thomas, Pierre	1039	173.17

Receivers	FP	FP/GP
Johnson, Andre	1546	193.25
Nicks, Hakeem	942	157.00
Miller, Heath	866	123.71

Kicker	FP	FP/GP
Folk, Nick	620	88.57

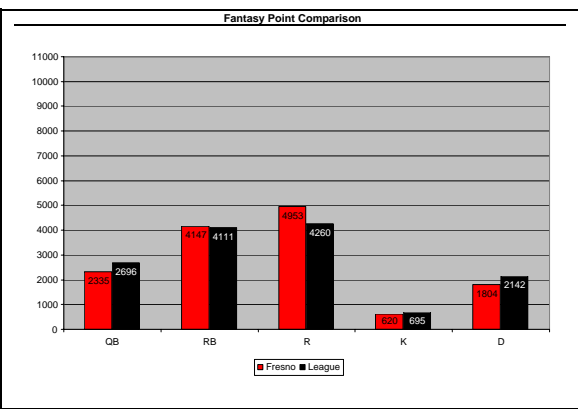
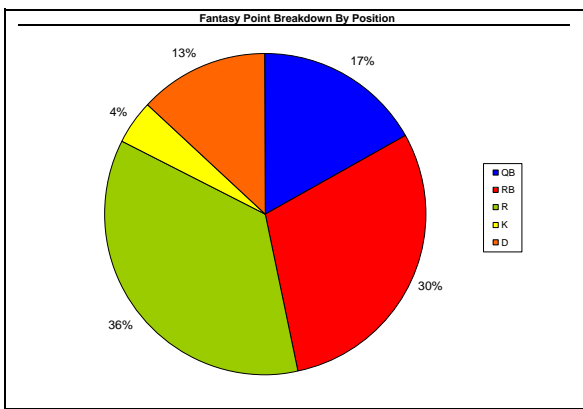
Defense	FP	FP/GP
San Francisco 49ers	1026	146.57

Position Salaries Versus Fantasy Points

Name	FP	FP%	Salary	Salary %	Salary / FP
Quarterback	2335	16.85	27,139,000	21.59	11,623
Running back	4147	29.92	35,498,900	28.24	8,560
Receiver	4953	35.74	31,141,900	24.77	6,287
Kicker	620	4.47	8,330,800	6.63	13,437
Defense	1804	13.02	23,604,500	18.78	13,085
Total	13859	100.00	125,715,100	100.00	9,071

Player Salaries Versus Games Played

Name	Team	GP	Salary	Salary %	Salary / GP
Favre, Brett	MIN	8	26,232,000	20.87	3,279,000
White, Pat	MIA	5	907,000	0.72	181,400
Hightower, Tim	ARI	7	4,631,400	3.68	661,629
Thomas, Pierre	NO	6	10,389,500	8.26	1,731,583
Turner, Michael	ATL	7	14,637,700	11.64	2,091,100
Williams, Camell	TB	7	5,840,300	4.65	834,329
Britt, Kenny	TEN	7	907,000	0.72	129,571
Collie, Austin	IND	7	907,000	0.72	129,571
Crabtree, Michael	SF	2	907,000	0.72	453,500
Johnson, Andre	HOU	8	18,986,800	15.10	2,373,350
Miller, Heath	PIT	7	8,527,100	6.78	1,218,157
Nicks, Hakeem	NYG	6	907,000	0.72	151,167
Folk, Nick	DAL	7	7,199,000	5.73	1,028,429
Mehlhoff, Taylor	MIN	0	1,131,800	0.90	0
Atlanta Falcons		7	12,185,900	9.69	1,740,843
San Francisco 49ers		7	11,418,600	9.08	1,631,229
Total		98	125,715,100	100.00	1,282,807

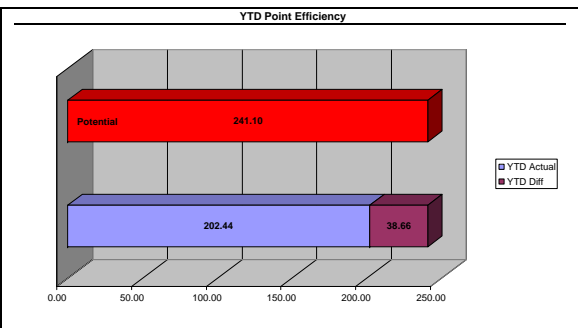
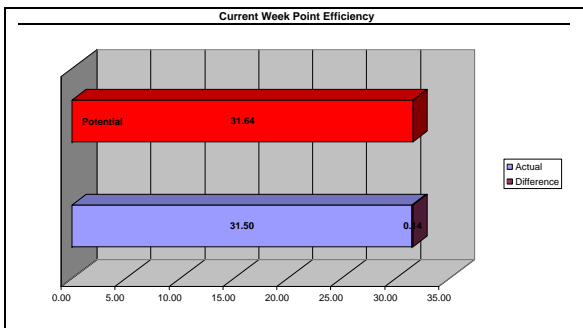



Potential Fantasy Points By Team

Team	FP Pot	Rank
Baltimore Vengeance	228.16	4
Carolina Commanders	170.42	10
Colorado Phanatics	221.92	6
Fresno Cardinals	241.10	3
Los Angeles Fuel	252.96	2
Miami Militia	210.60	7
Michigan Bucks	286.04	1
Motor City Gamblers	202.94	8
Richmond Fury	225.84	5
San Francisco Dogs	182.50	9
League average =	222.25	

Position Salaries Versus Games Played

Position	GP	Salary	Salary %	Salary / FP
Quarterback	13	27,139,000	21.59	2,087,615
Running back	27	35,498,900	28.24	1,314,774
Receiver	37	31,141,900	24.77	841,673
Kicker	7	8,330,800	6.63	1,190,114
Defense	14	23,604,500	18.78	1,686,036
Total	98	125,715,100	100.00	1,282,807





Fresno Cardinals (NFC)

Henry Miyoshi